

SEDCO CAPITAL GLOBAL UCITS - SC Global Emerging Market Equities Passive Fund Class D

Investment policy

This Index Tracker fund is passively managed, aiming to create long term appreciation of capital by tracking the Dow Jones Islamic Market Emerging Markets Ex-Frontier TopCap 5/10/40 Capped Index (USD) NTR (the "Benchmark"). The Index is designed to measure the performance of large and mid-cap stocks domiciled in emerging markets that pass rules-based screens for adherence to Shariah Investment Guidelines.

Until **March 21, 2024**, the Fund had different characteristics and performance was achieved under circumstances that no longer apply. Sub-fund merged with SC Global Emerging Market Equities Passive Fund as of 21.03.2024

Responsible Investment

Negative screening	<input checked="" type="checkbox"/>
Active Ownership & Engagement	<input checked="" type="checkbox"/>
Proxy voting	<input checked="" type="checkbox"/>
ESG Integration	<input checked="" type="checkbox"/>
Sustainability Themed Investing	<input checked="" type="checkbox"/>
Prudent Ethical Investment	<input checked="" type="checkbox"/>

Fund facts

Portfolio manager since	21/03/2022
Fund domicile	Luxembourg
Fund currency	USD
Close of financial year	31. Dec
Total net assets (in millions)	120.96
Inception date	21/03/2024
Price at inception	100.00
Management fee p.a.	0.48%
TER (as of 30.04.2026) in %	0.72

Benchmark (BM)

Dow Jones Islamic Market Emerging Markets Ex-Frontier TopCap 5/10/40 Capped Index (USD) NTR (08/24)

Unit class currency	USD
ISIN number	LU2514908990
Bloomberg ticker	SCGLEPD LX
Valor no.	120806414
Net Asset Value	138.02
Purification per unit	
• Fiscal Year 2024	\$0.02476
• Fiscal Year 2023	\$0.02731
• Fiscal Year 2022	\$0.02427
Redemptions	Daily

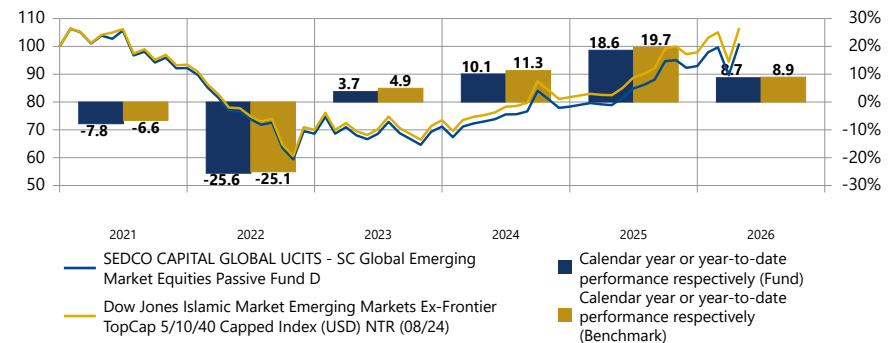
Fund Statistics

	Since Inception
Annualized volatility in %	17.70
Information ratio	-0.31
Tracking Error (Ex post)	3.68
Beta	0.97
Sharpe Ratio	0.30

Contact

SEDCO Capital
South Tower, Red Sea Mall,
King Abdulaziz (Malik) Road,
PO Box 13396 Jeddah 21491,
Kingdom of Saudi Arabia
info@sedcocapital.com
email: sc_globalfunds@sedcocapital.com
phone: +966 9200 13317

Net Performance in USD (rebased to 100) and yearly performance ¹⁾



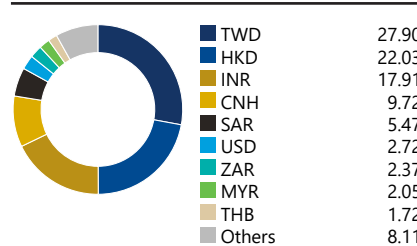
Net Performance in USD in % ¹⁾

	1 month	3 months	YTD	1 year	2 years % p.a.	3 years % p.a.	5 years % p.a.	ITD % p.a.
Fund	12.74	3.22	8.73	28.08	17.63	14.09	-0.55	7.77
Benchmark	12.82	3.43	8.94	29.28	18.99	15.32	0.47	8.91
Difference	-0.08	-0.20	-0.21	-1.20	-1.36	-1.23	-1.01	-1.15

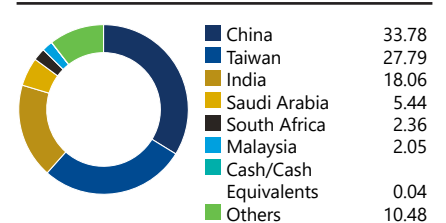
Historical monthly performance in %

Year	Jan	Feb	Mar	Apr	May	Jun	Jul	Aug	Sep	Oct	Nov	Dec	YTD
2026	5.34	1.79	-10.05	12.74	-	-	-	-	-	-	-	-	8.73
2025	0.85	0.77	-0.57	-0.36	3.26	4.12	1.58	2.20	7.53	0.37	-2.91	0.71	18.61
2024	-5.35	5.67	1.59	0.97	1.13	2.29	0.08	1.36	9.67	-3.64	-3.81	0.59	10.08
2023	8.87	-8.11	3.38	-4.14	-2.03	2.87	6.33	-5.51	-3.03	-3.26	7.28	2.68	3.74
2022	-2.71	-5.08	-4.28	-5.82	-0.20	-3.56	-2.75	1.07	-12.47	-6.55	17.12	-1.36	-25.59
2021	6.32	-1.12	-3.87	2.77	-1.09	2.90	-8.48	1.39	-3.96	1.85	-3.98	0.08	-7.80
2020	-3.03	-2.50	-10.21	9.13	2.48	8.69	11.25	5.95	-2.26	4.02	3.36	5.11	34.36
2019	8.65	2.50	1.55	1.95	-10.45	7.21	1.08	-2.63	0.39	4.71	1.98	7.41	25.44
2018	9.43	-3.86	-2.97	-2.49	0.79	-2.94	-0.10	-3.08	-1.58	-11.13	4.43	-4.51	-17.76
2017	6.30	1.96	2.46	3.80	3.45	2.66	6.68	4.23	0.35	2.66	1.18	2.59	45.58
2016	-	-	-	-	-	-	-	-	-	-	-	-1.09	-

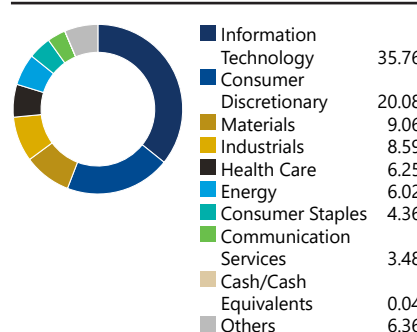
Currencies in %



Countries in %



Sectors in %



Top 10 holdings in %

TSMC	9.36
Alibaba Group	6.52
Delta Electronics	2.83
Mediatek	2.79
Reliance Industries	2.17
Pinduoduo	1.66
Xiaomi Corp	1.36
Meituan Dianping	1.25
Bharti Airtel	1.23
Al Rajhi Bank	1.14
Total	30.31

UBS does not carry out any financial services in accordance with Shariah and makes no representation regarding the Shariah compliance of any products. UBS does not provide any advice on Shariah compliance, and any information provided does not extend to whether a product may be in accordance with Shariah principles. It is the client's obligation to seek information and/or advice from an appropriately qualified person specialized in matters of Shariah and take a view on whether and to which extent a product is in accordance with the principles of the Shariah.

1) **Past performance does not predict future returns.** Neither simulated nor historical performance is a reliable indicator for current or future performance. If the currency of a financial product and/or its costs is different from your reference currency, the return and cost may increase or decrease as a result of currency fluctuations.

2) The shown yield-to-maturity is calculated as of 30.04.2026 and does not take into account costs, changes in the portfolio, market fluctuations, and potential defaults. The yield to maturity is an indication only and is subject to change. The disclaimer mentioned at the end of this document also applies to this page.

SEDCO CAPITAL GLOBAL UCITS - SC Global Emerging Market Equities Passive Fund Class D

Potential risks

The Fund's risk and reward profile does not reflect the risk inherent in future circumstances that differ from what the Fund has experienced in the recent past. This includes the following events which are rare but can have a large impact.

- Credit risk: Issuers of assets held by the Fund may not pay income or repay capital when due. The Fund's investments have low credit risk.
- Liquidity risk: Assets cannot necessarily be sold at limited cost in an adequately short timeframe. However, this Fund's investments should generally have good liquidity.
- Operational risk: Deficient processes, technical failures or catastrophic events may cause losses.
- Political and Legal risks: Investments are exposed to changes of rules and standards applied by a specific country. This includes restrictions on currency convertibility, the imposing of taxes or controls on transactions, the limitations of property rights or other legal risks. Investments in less developed financial markets may expose the Fund to increased operational, legal and political risk.
- Sustainability risks: Sustainability risks are environmental, social or governance events or conditions can have a material negative effect on the return, depending on the relevant sector, industry and company exposure.

Your capital is at risk. The value of an investment may fall as well as rise and you may not get back the original amount.

The product's investment objectives, risks, charges and expenses, as well as more complete information about the product, are provided in the prospectus (or relevant offering document), which should be read carefully before investing.

Sedco Capital Jeddah

SEDCO Capital is a Shariah-compliant. We provide clients with investment solutions through a dynamic asset allocation process across diversified asset classes that deliver strong risk-adjusted returns.

The firm is headquartered in Jeddah with offices in Riyadh and Luxembourg, maintaining a global perspective and reach.

Prudent Ethical Investing

As a signatory of the Principles for Responsible Investment, SEDCO Capital aims to incorporate responsible investment criteria into its investment process subject to its overriding duties to its clients. SEDCO Capital refers to its approach of integrating responsible investment analysis and Shariah-compliant investment as Prudent Ethical Investment (PEI). PEI can deliver distinct return/risk characteristics relative to conventional strategies. Shariah-compliant balance sheet screens tend to provide a prudence element and bias portfolios towards quality characteristics. Positive ESG screening can potentially improve risk-adjusted returns as well.

Shariah Advisors

The Fund's Shariah Advisors are:

Dr. Mohamed Ali Elgari

Dr. Esam Al Enezi

Dr. Abdul Aziz Khalifa Al-Qassar

Disclaimer

Data sources as of April 30, 2026: UBS, otherwise specified.

For more information regarding this fund, please contact your Relationship Manager.

This document was produced by UBS or one of its affiliates on behalf and by order of SEDCO Capital, the trading name of Saudi Economic and Development Securities Company (hereafter called "the parties") with the greatest of care and to the best of its knowledge and belief. All references to CS may include UBS AG, its affiliates, subsidiaries, and branches. However, the parties provide no guarantee with regard to its content and completeness and does not accept any liability for losses which might arise from making use of this information. The opinions expressed in this document are those of the parties at the time of writing and are subject to change at any time without notice. If nothing is indicated to the contrary, all figures are unaudited. This document is provided for information purposes only and is for the exclusive use of the recipient. It does not constitute an offer or a recommendation to buy or sell financial instruments or banking services and does not release the recipient from exercising his/her own judgment. The recipient is in particular recommended to check that the information provided is in line with his/her own circumstances with regard to any legal, regulatory, tax or other consequences, if necessary with the help of a professional advisor. This document may not be reproduced either in part or in full without the written permission of the parties. It is expressly not intended for persons who, due to their nationality or place of residence, are not permitted access to such information under local law. Neither this document nor any copy thereof may be sent, taken into or distributed in the United States or to any U. S. person (within the meaning of Regulation S of the US Securities Act 1933 in its applicable form). Every investment involves risk, especially with regard to fluctuations in value and return. Investments in foreign currencies involve the additional risk that the foreign currency might lose value against the investor's reference currency. Historical performance indications and financial market scenarios are no guarantee for current or future performance. Performance indications do not consider commissions levied at subscription and/or redemption. Furthermore, no guarantee can be given that the performance of the benchmark will be reached or outperformed. In connection with this investment product, the parties may pay to third parties, or receive from third parties as part of their compensation or otherwise, one-time or recurring remunerations (e.g. placement or holding fees). You may request further information from your bank/relationship manager. Potential conflicts of interest can not be excluded. This document qualifies as marketing material that has been published for advertising purposes. It must not be read as independent research. The Fund is a subfund of SEDCO Capital Global UCITS, a company organised under the form of a société anonyme and qualifying as a société d'investissement à capital variable – fonds d'investissement spécialisé with multiple sub-funds subject to, and authorised under, the Luxembourg law dated 13 February 2007 relating to specialised investment funds, as amended. Subscriptions are only valid on the basis of the current sales prospectus and the most recent annual report. These and the articles of incorporation may be obtained free of charge from Credit Suisse Fund Services (Luxembourg) S.A., P.O. Box 369, L-2013 Luxembourg. This material is not for distribution to the general public. It is intended for the recipient personally, and it may be used solely by the person to whom it was presented. It does not constitute and may not be used for or in connection with a public offer in Luxembourg of the products referred to herein. SEDCO Capital Global UCITS, including all of its sub-funds, is compliant with Swiss law for distribution to qualified investors in or from Switzerland. The Swiss representative is UBS Switzerland AG, Bahnhofstrasse 45, 8001 Zurich, Switzerland. The Swiss paying agent is UBS Switzerland AG. Investors in Switzerland can obtain the documents of SEDCO Capital Global UCITS, such as the prospectus, the articles of incorporation and the latest financial report free of charge from the Swiss representative.

© UBS 2026 All rights reserved.