

SEDCO CAPITAL GLOBAL UCITS - SC Global Low Volatility Equity Fund

Class D

Class D

Investment policy

The Fund aims to invest directly, in accordance with the Shariah Investment Guidelines and the Investment Restrictions, in all or substantially all of the underlying equity securities of the Dow Jones Islamic Market World Low Volatility 300 Index Net Return (Bloomberg ticker code: DJIM-L3UN) (the "Benchmark"). In doing so, the Fund will endeavour to replicate the weightings in the Benchmark and will comply with the Shariah Investment Guidelines.

Merger with SC Global Low Volatility Equity Fund as of 29.02.2024

Responsible Investment

| | |
|---------------------------------|-------------------------------------|
| Negative screening | <input checked="" type="checkbox"/> |
| Active Ownership & Engagement | <input checked="" type="checkbox"/> |
| Proxy voting | <input checked="" type="checkbox"/> |
| ESG Integration | <input checked="" type="checkbox"/> |
| Sustainability Themed Investing | <input checked="" type="checkbox"/> |
| Prudent Ethical Investment | <input checked="" type="checkbox"/> |

Fund facts

| | |
|--------------------------------|---|
| Portfolio manager since | 21/03/2022 |
| Fund domicile | Luxembourg |
| Fund currency | USD |
| Close of financial year | 31. Dec |
| Total net assets (in millions) | 64.00 |
| Inception date | 29/02/2024 |
| Price at inception | 100.00 |
| Management fee p.a. | 0.53% |
| TER (as of 31.10.2024) in % | 0.38 |
| Benchmark (BM) | DJ Islamic Market World Low Volatility 300 Index Net (TR) |
| Unit class currency | USD |
| ISIN number | LU2514907679 |
| Bloomberg ticker | SCGLVDA LX |
| Valor no. | 120806177 |
| Net Asset Value | 104.06 |
| Purification per unit | |
| • Fiscal Year 2022 | \$0.01382 |
| • Fiscal Year 2021 | \$0.01324 |
| • Fiscal Year 2020 | \$0.03199 |
| Redemptions | Daily |

Fund Statistics

| | Since Inception |
|----------------------------|-----------------|
| Annualized volatility in % | 14.04 |
| Information ratio | -1.64 |
| Tracking Error (Ex post) | 4.18 |
| Beta | 0.89 |
| Sharpe Ratio | 0.11 |

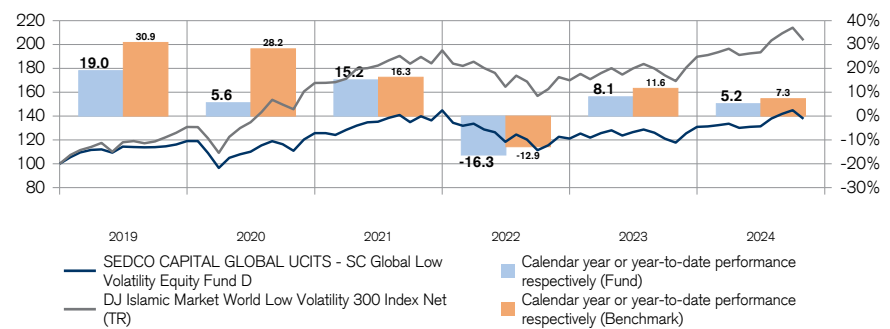
Number of holdings

| | |
|------|-----|
| Fund | 342 |
|------|-----|

Contact

SEDCO Capital
South Tower, Red Sea Mall,
King Abdulaziz (Malik) Road,
PO Box 13396 Jeddah 21491,
Kingdom of Saudi Arabia
info@sedcocapital.com

Net Performance in USD (rebased to 100) and yearly performance ¹⁾



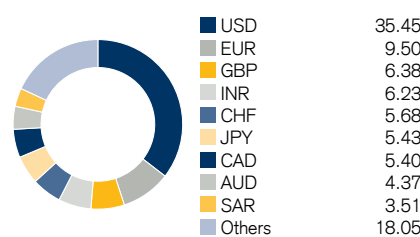
Net Performance in USD in % ¹⁾

| | 1 month | 3 months | YTD | 1 year | 2 years % p.a. | 3 years % p.a. | 5 years % p.a. | ITD |
|------------|---------|----------|-------|--------|----------------|----------------|----------------|--------|
| Fund | -4.96 | -0.15 | 5.19 | 16.98 | 9.17 | -0.51 | 3.73 | 27.68 |
| Benchmark | -4.92 | 0.10 | 7.29 | 20.19 | 11.85 | 2.39 | 10.72 | 86.19 |
| Difference | -0.03 | -0.25 | -2.10 | -3.21 | -2.68 | -2.90 | -6.99 | -58.52 |

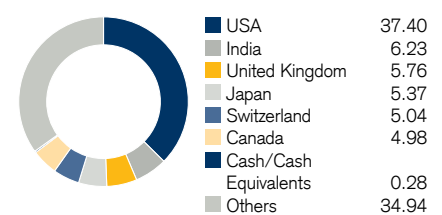
Historical monthly performance in %

| Year | Jan | Feb | Mar | Apr | May | Jun | Jul | Aug | Sep | Oct | Nov | Dec | YTD |
|------|-------|-------|--------|-------|-------|-------|-------|-------|-------|-------|-------|-------|--------|
| 2024 | 0.31 | 0.76 | 0.94 | -2.61 | 0.67 | 0.31 | 4.98 | 2.86 | 2.14 | -4.96 | - | - | 5.19 |
| 2023 | 3.48 | -2.73 | 3.11 | 1.85 | -3.41 | 2.29 | 1.74 | -2.09 | -3.96 | -2.74 | 6.64 | 4.29 | 8.08 |
| 2022 | -7.18 | -1.86 | 1.32 | -3.64 | -1.81 | -6.35 | 5.18 | -3.44 | -7.36 | 3.71 | 6.15 | -1.22 | -16.33 |
| 2021 | -0.01 | -1.21 | 3.43 | 2.76 | 2.12 | 0.37 | 2.41 | 1.71 | -4.24 | 3.66 | -2.49 | 6.16 | 15.18 |
| 2020 | -0.01 | -8.41 | -11.49 | 8.79 | 2.84 | 2.00 | 4.80 | 3.07 | -2.14 | -4.71 | 8.53 | 4.42 | 5.60 |
| 2019 | 5.53 | 3.76 | 1.93 | 0.40 | -2.44 | 4.63 | -0.30 | -0.22 | 0.13 | 0.62 | 1.34 | 2.47 | 19.04 |
| 2018 | - | - | - | - | - | - | - | - | - | - | - | - | -5.87 |

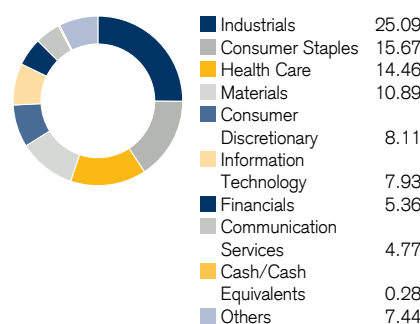
Currencies in %



Countries in %



Sectors in %



Top 10 holdings in %

| | |
|---------------------------|-------------|
| IHH Healthcare | 0.73 |
| Chunghwa Telecom Co Ltd. | 0.62 |
| Saudi Arabian Oil Company | 0.58 |
| Kuwait Fin. House | 0.57 |
| Boubyan Bank | 0.52 |
| QL RESOURCES BHD | 0.50 |
| Galenica AG | 0.49 |
| Coca-Cola | 0.46 |
| Republic Services | 0.46 |
| Pearson | 0.45 |
| Total | 5.38 |

SEDCO CAPITAL GLOBAL UCITS - SC Global Low Volatility Equity Fund

Class D

Sedco Capital Jeddah

SEDCO Capital is a Shariah-compliant, ESG led asset management and investment advisory firm. We provide clients with investment solutions through a dynamic asset allocation process across diversified asset classes that deliver strong risk-adjusted returns. The firm is headquartered in Jeddah with offices in Riyadh, Luxembourg, London and Dubai, maintaining a global perspective and reach.

Prudent Ethical Investing

As a signatory of the Principles for Responsible Investment, SEDCO Capital aims to incorporate responsible investment criteria into its investment process subject to its overriding duties to its clients. SEDCO Capital refers to its approach of integrating responsible investment analysis and Shariah-compliant investment as Prudent Ethical Investment (PEI). PEI can deliver distinct return/risk characteristics relative to conventional strategies. Shariah-compliant balance sheet screens tend to provide a prudence element and bias portfolios towards quality characteristics. Positive ESG screening can potentially improve risk-adjusted returns as well.

Shariah Advisors

The Fund's Shariah Advisors are:
Dr. Mohamed Ali Elgari
Dr. Mohamed Daud Bakar
Dr. Abdul Aziz Khalifa Al-Qassar

Disclaimer

This document was produced by UBS or one of its affiliates on behalf and by order of SEDCO Capital, the trading name of Saudi Economic and Development Securities Company (hereafter called "the parties") with the greatest of care and to the best of its knowledge and belief. All references to CS may include UBS AG, its affiliates, subsidiaries, and branches. However, the parties provide no guarantee with regard to its content and completeness and does not accept any liability for losses which might arise from making use of this information. The opinions expressed in this document are those of the parties at the time of writing and are subject to change at any time without notice. If nothing is indicated to the contrary, all figures are unaudited. This document is provided for information purposes only and is for the exclusive use of the recipient. It does not constitute an offer or a recommendation to buy or sell financial instruments or banking services and does not release the recipient from exercising his/her own judgment. The recipient is in particular recommended to check that the information provided is in line with his/her own circumstances with regard to any legal, regulatory, tax or other consequences, if necessary with the help of a professional advisor. This document may not be reproduced either in part or in full without the written permission of the parties. It is expressly not intended for persons who, due to their nationality or place of residence, are not permitted access to such information under local law. Neither this document nor any copy thereof may be sent, taken into or distributed in the United States or to any U. S. person (within the meaning of Regulation S of the US Securities Act 1933 in its applicable form). Every investment involves risk, especially with regard to fluctuations in value and return. Investments in foreign currencies involve the additional risk that the foreign currency might lose value against the investor's reference currency. Historical performance indications and financial market scenarios are no guarantee for current or future performance. Performance indications do not consider commissions levied at subscription and/or redemption. Furthermore, no guarantee can be given that the performance of the benchmark will be reached or outperformed. In connection with this investment product, the parties may pay to third parties, or receive from third parties as part of their compensation or otherwise, one-time or recurring remunerations (e.g. placement or holding fees). You may request further information from your bank/relationship manager. Potential conflicts of interest can not be excluded. This document qualifies as marketing material that has been published for advertising purposes. It must not be read as independent research. The Fund is a subfund of SEDCO Capital Global UCITS, a company organised under the form of a société anonyme and qualifying as a société d'investissement à capital variable – fonds d'investissement spécialisé with multiple sub-funds subject to, and authorised under, the Luxembourg law dated 13 February 2007 relating to specialised investment funds, as amended. Subscriptions are only valid on the basis of the current sales prospectus and the most recent annual report. These and the articles of incorporation may be obtained free of charge from Credit Suisse Fund Services (Luxembourg) S.A., P.O. Box 369, L-2013 Luxembourg. This material is not for distribution to the general public. It is intended for the recipient personally, and it may be used solely by the person to whom it was presented. It does not constitute and may not be used for or in connection with a public offer in Luxembourg of the products referred to herein. SEDCO Capital Global UCITS, including all of its sub-funds, is compliant with Swiss law for distribution to qualified investors in or from Switzerland. The Swiss representative is UBS Switzerland AG, Bahnhofstrasse 45, 8001 Zurich, Switzerland. The Swiss paying agent is UBS Switzerland AG. Investors in Switzerland can obtain the documents of SEDCO Capital Global UCITS, such as the prospectus, the articles of incorporation and the latest financial report free of charge from the Swiss representative.