

SEDCO Capital IPO Fund

Quarterly Statement - Q4 - December 2024

Fund Objective:

An open-ended public investment Fund that is compliant with Shariah Guidelines and Controls. The Fund aims to achieve capital growth in the medium to long term by investing in Initial Public Offerings (IPOs) and the Right Issues of companies listed on the Saudi Exchange, including the Main Market and the Parallel Market, which comply with the Shariah Guidelines and Controls that are approved by the Funds Shariah Supervisory Committee. The Fund may also invest in Initial Public Offerings (IPOs) of Real Estate Investment Traded Funds (REITs), Money Market Transactions and Sukuk that comply with the Shariah Guidelines and Controls.

Fund Facts		Fund Information as of Q4 2024 - (SAR)		
Start Date	26 August 2024	Value	%	
Unit Price at Initial Offering	10 SAR	Total Expense Ratio	275,527.79	0.71
Fund Size (as of Quarter end)	SAR 39,160,339.64	Borrowing percentage	NA	NA
Fund Type	An open-ended public investment fund	Dealing Expenses	NA	NA
Fund Currency	Saudi Riyal	The Fund Manager's investment	NA	NA
Risk Summary	High Risk	Distributed Profits	NA	NA
Benchmark	The benchmark index for the fund is SC Saudi IPO Total Return Index. The benchmark is calculated by the fund manager according to the index calculation mechanism. The Benchmark includes the total return of all the IPOs in Main market and Nomu after the inception of benchmark	Price information as of Q4 2024		
Number of Distribution	NA	Unit Price as of quarter end - NAV per unit	10.7192	
Fund Duration	The Fund is open-ended with no specific duration or maturity date.	Change in unit price (comparing with previous quarter)	7.65%	
Percentage of fees for the management of the invested funds	NA	Dual unit price for money market funds, and debt instruments funds with fixed income (if applicable)	NA	
The Investment Advisor and Fund Sub-Manager	NA	Total Fund Units	3,624,182.2249 unit	
Number of Days of the Weighted Average	NA	Total Net Assets	SAR 38,848,384.05	
Days of Dealing/Valuation	Every Business Day	P/E Ratio	NA	
		Fund investment ownership Information		
		Full ownership	100%	
		Usufruct Right	NA	

Return

	3 months % (end of current quarter)	YTD %	1Year %	3 Years %	5 Years %
Fund performance	7.65	7.19	-	-	-
Benchmark performance	7.56	8.16	-	-	-
Performance difference	0.08	-0.97	-	-	-

Risk & Performance

	3 months % (end of current quarter)	YTD %	1Year %	3 Years %	5 Years %
Standard deviation	7.87	6.69	-	-	-
Sharp indicator	3.68	2.51	-	-	-
Tracking Error	7.36	6.23	-	-	-
Beta	0.57	0.57	-	-	-
Alpha	12.75	5.36	-	-	-
Information Index	0.06	(0.51)	-	-	-

- The Fund commenced operations on August 26, 2024.
- Fund returns are net of all fees.
- Performance and Risk Standards definitions next slide

SEDCO Capital IPO Fund

Quarterly Statement - Q4 - December 2024

Fund Investments and Distribution Chart of The Fund's Assets (Sector/Geographical)

Fund Assets (SAR)

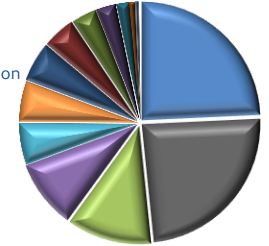
Local Public Stocks 20,223,335.15

Money Market (Murabaha) 9,501,247.92

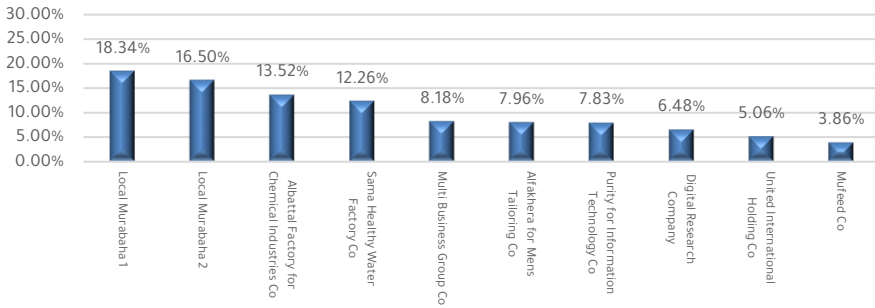
Cash and Cash Equivalents 9,435,756.57

Total Assets 39,160,339.64

Distribution of Fund Investments

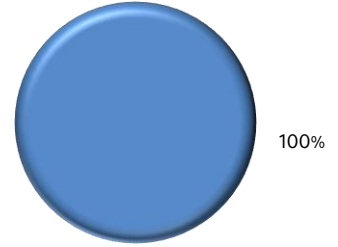


Top 10 Fund Investments

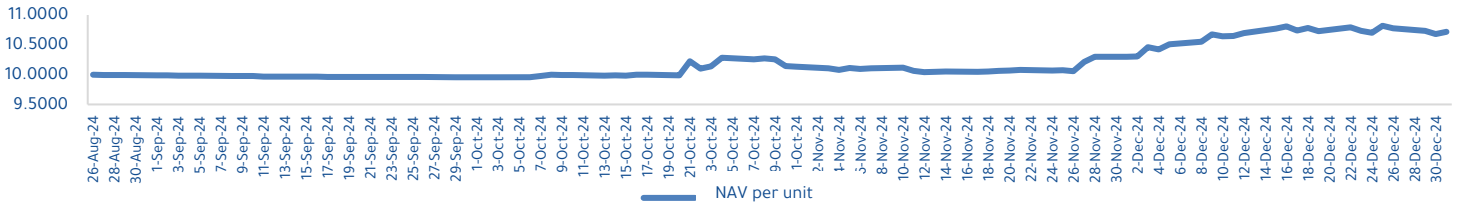


Geographical Distribution

Local



The Performance of the Fund As of Q4 2024



- As of Q4 2024.
- The Fund commenced operations on August 26, 2024.

Definitions

Standard deviation

The standard deviation of an investment's returns is a measure of how much they can differ from its average return. It is a measure of risk and, as a result, volatility. Investors can use the standard deviation as a risk indicator to see how volatile their investments have been in the past. A higher standard deviation indicates that an investment is more variable or riskier.

Sharp indicator

The Sharpe ratio is a tool that allows investors to compare the return on investment to the risk involved. This ratio is derived by subtracting the risk-free rate from the return of the portfolio and dividing the result by the investment's standard deviation.

Tracking Error

Tracking error is a financial performance metric that evaluates the difference between an investment portfolio's return variations and the return fluctuations of a set benchmark. Standard deviations are the most common way to measure return variability.

Beta

The volatility of a mutual fund in relation to its market benchmark is known as beta.

Alpha

For a given level of risk, alpha is the excess return over the market benchmark

Information Ratio

The information ratio demonstrates the fund manager's consistency in providing superior risk adjusted performance.

DISCLAIMER

This document does not constitute an offer to buy, subscribe or participate in the "Fund", nor shall it (or any part of it) form the basis of, or be relied on, in connection with, or act as inducement to enter into any contract whatsoever. Prospective investors should carefully read the Fund's Terms and Conditions and should seek advice from a qualified investment advisor on the suitability of the Fund as an investment prior entering into an investment in the Fund. Investing in the Fund could carry risks; therefore, may not be suitable for all investors. Hence, prospective investors must be willing to undertake the risks associated with any investment in the Fund.

This document has been prepared using data and information from reliable sources. The Fund Manager shall not be liable for any loss that may arise from the use of this report or any of its contents or otherwise arising in connection therewith. The value of units, dividends derive from them, as well as fund prices, and their currencies may decrease or rise, and changes in currency rates may adversely affect the value of securities, prices, or income. The Fund's assets may also be subject to risks in the financial markets in which the assets are invested. It may be difficult for the investor to sell illiquid securities or make profits from them and obtain reliable information about its value or the extent of the risks it is exposed to, and additional fees / expenses may apply. Dividends or income may fluctuate, and part of the invested capital may be used to pay dividends income. By investing in the Fund, the investor acknowledges having read and accepted the Fund's Terms and Conditions

25C03